

CABLE 196 RF: RF CABLE ASSEMBLY, MMCX R/A PLUG + SMA STRAIGHT BULKHEAD JACK WITH O-RING RATED TO IP67/68 + MULTIPLE CABLE SIZES

SPECIFICATIONS :

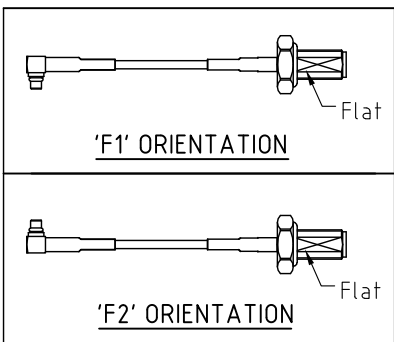
- MMCX RIGHT ANGLE PLUG, P/N:
 FOR RG178, $\phi 1.37\text{MM}$ CABLES: RFCT-MMCX003-M78.
 FOR $\phi 1.13\text{MM}$ LL, $\phi 1.13\text{MM}$ CABLES: RFCT-MMCX002-M13.
 FOR RG316 CABLE: RFCT-MMCX004-M74.
- COAXIAL CABLE, SEE P/N FOR DETAIL.
- SMA STRAIGHT BULKHEAD JACK WITH O-RING RATED TO IP67/68, P/N: FOR $\phi 1.13\text{-RG178}$ CABLE: RFCT-SMA002-F78. FOR RG316 CABLE: RFCT-SMA002-F74.

ENVIRONMENTAL:

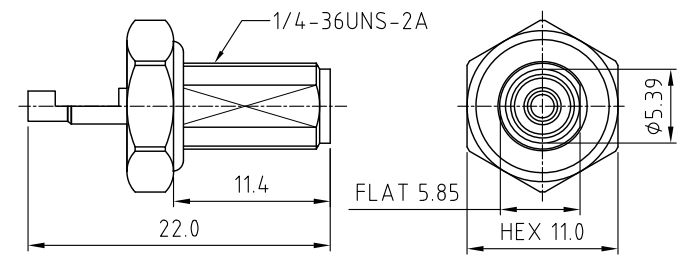
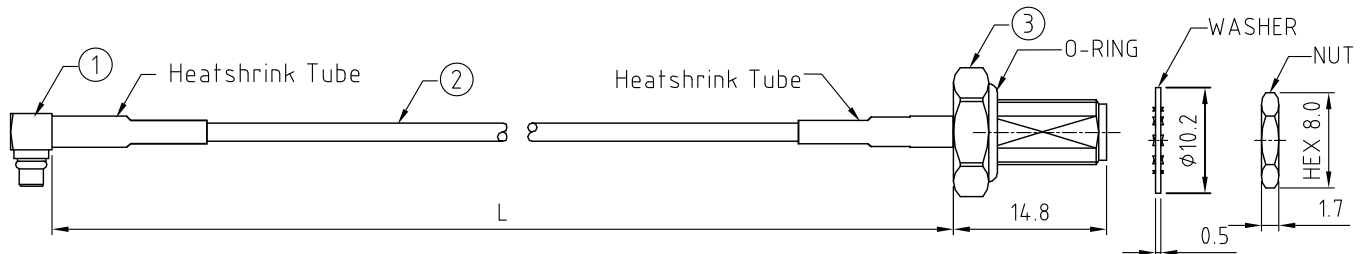
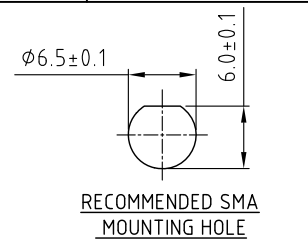
- A. BULKHEAD MOUNTED CONNECTOR (RFCT-SMA002-Fxx) TESTED TO THE FOLLOWING SPECIFICATION:
- IP6X - DUST TIGHT - NO PARTICLE INGRESS.
 - IPX7 WATERPROOF FOR 30 MINUTES UP TO 1 METER UNDERWATER.
 - IPX8 WATERPROOF FOR 48 HOURS AT 1 METER UNDERWATER.
 - IPX8 WATERPROOF FOR 12 HOURS AT 5 METERS UNDERWATER.
 - PRESSURE TEST - 1 BAR FOR 10 SECONDS.

NOTES:

- THE ORIENTATION OF CONNECTORS ON DRAWING IS FOR REFERENCE ONLY, IF THE ORDER IS LEFT BLANK THE CONNECTOR WILL NOT HAVE FIXED ORIENTATION.
- FIXED ORIENTATION IS SUGGESTED FOR CABLE LENGTH 50MM TO 100MM. PLEASE SPECIFY THE FIXED ORIENTATIONS FROM THE ORDER CODE (F1, F2, ETC)
- CONTACT GRAD CONN IF THE ORIENTATION YOU REQUIRE IS NOT SHOWN.
- WORKING FREQUENCY RANGE: DC-3GHz.
- OPERATING TEMPERATURE: $-40^{\circ}\text{C} \sim +125^{\circ}\text{C}$.



USAGE PRECAUTIONS: CABLES USING 'MICRO' COAX ARE DELICATE:
 (i) HANDLE WITH CARE.
 (ii) DO NOT TWIST; APPLY EXCESSIVE FORCES OR SHARP BENDS TO THE CABLE. DO NOT FORCEFULLY DEFORM WIRES.
 (iii) CONSULT CONNECTOR MANUFACTURER'S DATASHEETS FOR DETAILED NOTES ON HANDLING INSTRUCTIONS.



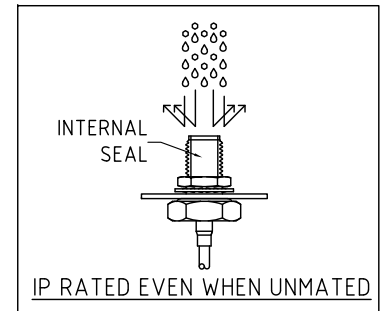
HOW TO ORDER
 CABLE 196 RF - X X X X - X X - X - X

"L" LENGTH IN MM:
 eg: 100MM = 0100
 (MIN. 0050-MAX.2000)
 STANDARD = 0100, 0150, 0200
 Tolerance: <50mm: $\pm 2\text{mm}$.
 51-200mm: $\pm 5\text{mm}$.
 201-500mm: $\pm 7\text{mm}$.
 >501mm: $\pm 10\text{mm}$.

CABLE SIZE OPTIONS:
 1 = RG178 CABLE, COLOR: BROWN.
 2 = $\phi 1.13\text{MM}$ LOW LOSS CABLE, COLOR: GRAY.
 3 = $\phi 1.37\text{MM}$ CABLE, COLOR: BLACK.
 4 = $\phi 1.13\text{MM}$ CABLE, COLOR: GRAY.
 5 = RG316 CABLE, COLOR: BROWN.

WASHER AND NUT OPTIONS:
 BLANK = SEPARATELY PACKED (STANDARD)
 A = ALL ASSEMBLED WITH CONNECTOR

ORIENTATION OPTIONS:
 BLANK = DOES NOT HAVE A FIXED ORIENTATION
 F1 = MMCX CONNECTION DOWN (L=50-200MM)
 F2 = MMCX CONNECTION UP (L=50-200MM)
 (SEE NOTES 1, 2, 3 AND DIAGRAMS FOR MORE INFORMATION)



| |
|---------------------------|
| REV. DATE & DRN |
| 10 19/07/15 - NYW RELEASE |
| 11 23/07/15 - NYW |
| 12 20/07/15 - NYW |
| 13 19/12/17 - NYW |
| 14 02/04/18 - NYW |
| 15 21/05/18 - NYW |
| 16 30/01/19 - NYW |
| 17 24/05/19 - NYW |
| 18 24/07/22 - NYW |
| 19 03/03/24 - CC |

| |
|----------------------|
| Scale: NTS |
| Drawn: CC |
| App'd: XXX |
| Date: 3 MAR. '24 |
| THIRD ANGLE |
| Unstated Tolerances: |
| .X N/A |
| .XX N/A |
| .XXX N/A |
| ANGLES N/A |
| Title CABLE ASSEMBLY |
| Revision: 1.9 |
| Unit: mm |

| |
|----------------------|
| NAUTILUS |
| IP Rated RF Products |
| GRADCONN |
| www.gradconn.com |
| Type: Cable 196 RF |
| CABLE 196 RF |
| Drawing Number: |
| Sheet 1 of 1 |
| Drawing © E and O E |

| | |
|--|--|
| © THIS DRAWING IS CONFIDENTIAL AND MUST NOT BE COPIED OR DISCLOSED WITHOUT WRITTEN CONSENT | |
|--|--|